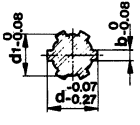
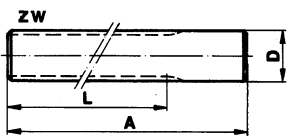

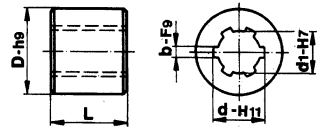


Keilwellen und Muffen

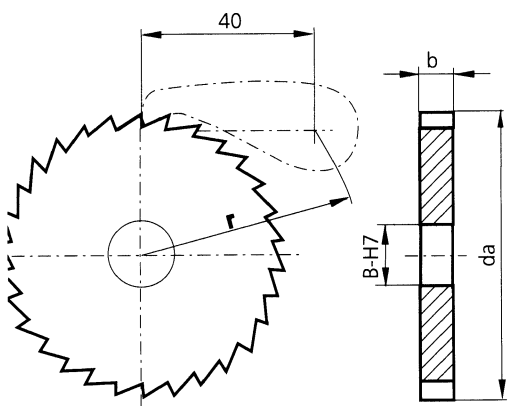
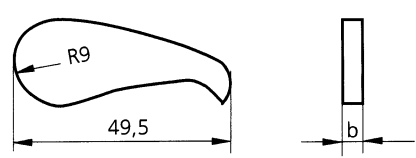
Arbres cannelés et moyeux

		Type No.	Anzahl Keile nombre de clavettes	d_1	d	b	D	L	A
aus Vergütungsstahl C45 en acier à améliorer C 45		ZW 21- 215	6	20.96	24.70	4.99	25	145	215
		ZW 21- 500	6	20.96	24.70	4.99	25	145	500
		ZW 29- 215	6	28.96	34.85	8.64	35	145	215
		ZW 29- 500	6	28.96	34.85	8.64	35	145	500
 		KW 11- 500	6	11	14.00	3.00	—	500	500
		KW 11-1000	6	11	14.00	3.00	—	1000	1000
		KW 13- 500	6	13	16.00	3.50	—	500	500
		KW 13-1000	6	13	16.00	3.50	—	1000	1000
		KW 16- 500	6	16	20.00	4.00	—	500	500
		KW 16-1000	6	16	20.00	4.00	—	1000	1000
ZW gefräst ZW fraisé		DIN 9611 / ISO 14 DIN 9611 / ISO 14							
		KW 18- 500	6	18	22.00	5.00	—	500	500
		KW 18-1000	6	18	22.00	5.00	—	1000	1000
		KW 21- 500	6	21	25.00	5.00	—	500	500
		KW 21-1000	6	21	25.00	5.00	—	1000	1000
		KW 23- 500	6	23	28.00	6.00	—	500	500
KW gezogen KW firé		DIN ISO 14 DIN ISO 14							
		KW 23-1000	6	23	28.00	6.00	—	1000	1000
		KW 26- 500	6	26	32.00	6.00	—	500	500
		KW 26-1000	6	26	32.00	6.00	—	1000	1000
		KW 28- 500	6	28	34.00	7.00	—	500	500
		KW 28-1000	6	28	34.00	7.00	—	1000	1000
		KW 29- 500	6	28	34.87	8.64	—	500	500
		KW 29-1000	6	28	34.87	8.64	—	1000	1000
		KW 32- 500	8	32	38.00	6.00	—	500	500
		KW 32-1000	8	32	38.00	6.00	—	1000	1000
		KW 36- 500	8	36	42.00	7.00	—	500	500
		KW 36-1000	8	36	42.00	7.00	—	1000	1000
		KW 42- 500	8	42	48.00	8.00	—	500	500
		KW 42-1000	8	42	48.00	8.00	—	1000	1000
aus Stahl St 50-2 en acier ST 50-2		DIN ISO 14 DIN ISO 14							
		ZM 11	6	11.0	14.00	3.00	28	22	
		ZM 13	6	13.0	16.00	3.50	32	26	
		ZM 16	6	16.0	20.00	4.00	38	32	
		ZM 18	6	18.0	22.00	5.00	40	36	
		ZM 21	6	21.0	25.00	5.00	45	42	
		ZM 23	6	23.0	28.00	6.00	50	46	
		ZM 26	6	26.0	32.00	6.00	55	52	
		ZM 28	6	28.0	34.00	7.00	60	54	
		ZM 29	6	29.6	34.90	8.71	50	80	
		ZM 32	8	32.0	38.00	6.00	65	59	
		ZM 36	8	36.0	42.00	7.00	70	64	
		ZM 42	8	42.0	48.00	8.00	75	69	

Fett gedruckt ab Lager lieferbar / Caractères gras disponible du stock

Klinkenräder und Klinken

Roues à loquet et loquets

	Type No.	Zähne dents	da	r	Teilung Pas	b	B-H7
<p>aus Vergütungsstahl C45 en acier à améliorer C 45</p> 	S 314.20	20	20	41	3.14	4	6
	S 314.30	30	30	42	3.14	4	6
	S 314.40	40	40	44	3.14	4	10
	S 314.60	60	60	49	3.14	4	15
	S 314.80	80	80	56	3.14	4	15
	S 471.20	20	30	42	4.71	6	8
	S 471.40	40	60	49	4.71	6	12
	S 471.60	60	90	59	4.71	6	15
	S 471.80	80	120	70	4.71	6	20
	S 471.10	100	150	83	4.71	6	20
<p>gestanz aus Stahl St 37 K, ungebohrt estampé en acier Ac 37 K, non alésé</p> 	S 314.471-4					4	
	S 314.471-6					6	

Fett gedruckt ab Lager lieferbar / Caractères gras disponible du stock